







Inventions Spring	Engages with debate	Vocabulary	Suggested significant artists	Artistic technique	Development of ideas	Compare and contrast
KS1 1 st HT Printing	How can you use four colours to create a masterpiece?	Printing Pattern Repeat Overlapping Digital art Masterpiece Texture Tone	Patterns 	Use objects to create prints (e.g. fruit, vegetables or sponges). Press, roll, rub and stamp to make prints.	Use repeating or overlapping shapes 	Compare and contrast digital art to printing in four colours Legacy Technological change Sustainability
KS1 2 nd HT Digital	How can you use four colours to create a masterpiece?		Mondrian Kandinsky	How to use a simple computer programme to make art. Use the tools function to create different textures, lines, tones, colours and shapes. Technological change	Use repeating or overlapping shapes	
LKS2 Digital	Is colour or shape more important in pattern making?	Pattern Digital art Enhance Compare Geometric	Bridget Riley comparison with Islamic Geometric Art 	Create images, video and sound recordings and explain why they were created. Use the tools function to create pictures (using various lines, tones, shapes).	Add appropriate sound to enhance the piece. 	Compare the work of Bridget Riley with geometric art Legacy Technological change Sustainability
UKS2 Digital	Would symmetry make the perfect selfie?	Skyline Reflection Shadow Direction Perspective Realistic Impressionistic 	Digital symmetry	Create facial images that show the impact of perfect symmetry using digital art Edit using enhanced digital media (including sound, video, animation, still images and installations). 	Use a range of digital functions to enhance ideas. Develop and imaginatively extend ideas	Describe the impact of symmetry on facial images comparing symmetrical and non- symmetrical selfies Legacy Technological change Sustainability 